


Blue Laser Diode Bank
Part No. NUBM0FE
Engineering Sample
■ Features

- High Power Multiple Laser Diode (LD) Bank
- 8 Collimator Beams
- No Outgas
- High Heat Dissipation
- High safety structure for prevention of removing LDs


Standard Operating Conditions

- Forward Current: 3.0A(CW Operation)
- Tm=70°C, ACC (Auto Current Control) Operation

■ Absolute Maximum Ratings

Item	Symbol	Absolute Maximum Ratings	Unit
Forward Current (Tm=22°C)	If	3.5*1	A
Allowable Reverse Current (Tm=22°C)	Ir(LD)	85*1	mA
Storage Temperature	Tstg	-40 ~ 85	°C
Operating Temperature	Tm	0 ~ 70	°C

*1: Individual LD

■ Initial Electrical/Optical Characteristics of LD Bank (Tm=22°C)

Item	Condition	Symbol	Min	Typ.	Max	Unit
Optical Output Power	If=3.0A	Po	42	(44)	-	W
Dominant Wavelength	If=3.0A	λd	450	(455)	460	nm
Operating Voltage*2	If=3.0A	Vop	29	(33)	37	V
Beam Pointing Tilt Angle*3	If=3.0A	Δθ	-	-	0.7	°

*2: 8LDs series connection

*3: Beam Pointing Tilt Angle $\Delta\theta = \sqrt{\Delta\theta_{//}^2 + \Delta\theta_{\perp}^2}$ (Individual LD)

■ Initial Electrical/Optical Characteristics of mounted LD (Tc=25°C)

Item	Condition	Symbol	Min	Typ.	Max	Unit	
Optical Output Power	If=3.0A	Po	-	(5.4)	-	W	
Dominant Wavelength	If=3.0A	λd	448	(455)	462	nm	
Threshold Current	CW	Ith	240	-	440	mA	
Slope Efficiency	CW	η	-	(2.0)	-	W/A	
Operating Voltage	If=3.0A	Vop	3.5	-	4.7	V	
Beam Divergence*4	Parallel	If=3.0A	θ//	0.65	(0.85)	1.05	°
	Perpendicular		θ⊥	-1.0	(0)	1.0	

*4: Full angle at 1/e² from peak intensity

() are reference figures.

All figures in this specification are measured by Nichia's method and may contain measurement deviations.

This model is Engineering Sample for evaluation or design purpose only. Life time is not guaranteed. The above specifications are for reference purpose only and subjected to change without prior notice.

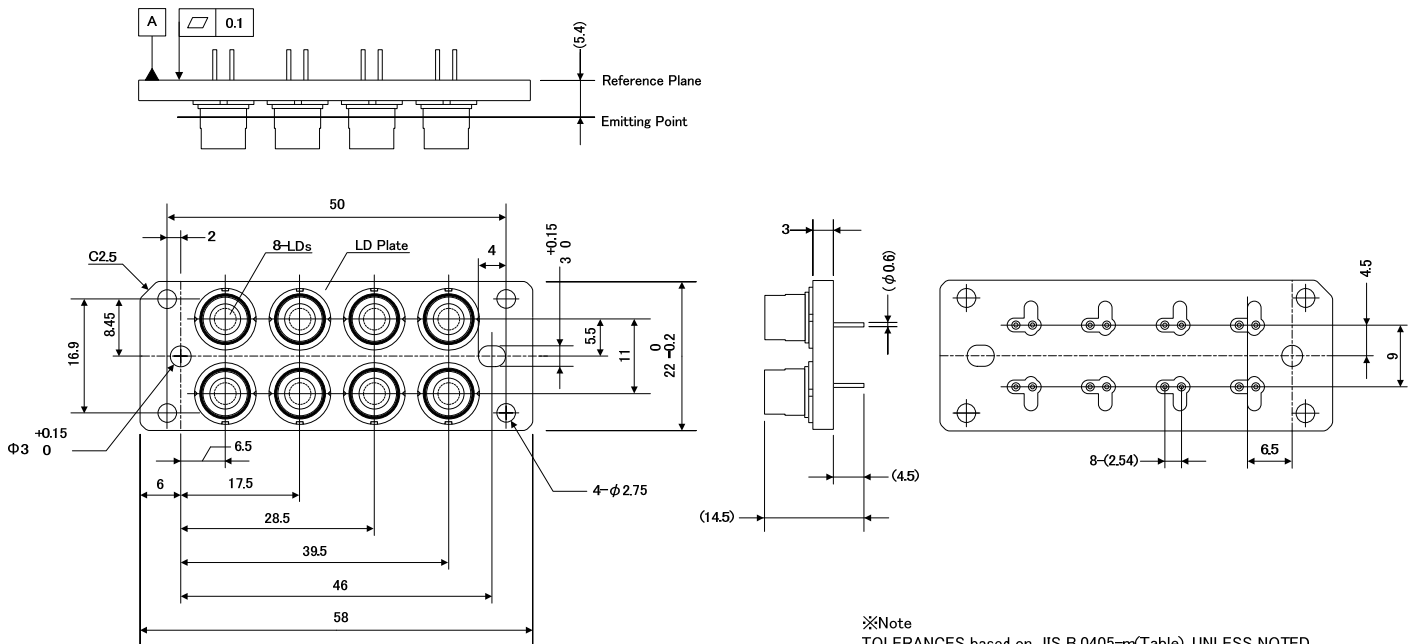
NICHIA CORPORATION
<http://www.nichia.co.jp>
◆ HEADQUARTERS

 491 Oka, Kaminaka-Cho, Anan-Shi, TOKUSHIMA 774-8601, JAPAN
 PHONE: +81-884-22-2311 FAX: +81-884-21-0148

◆ CONTACT
TOKYO SALES OFFICE

 13F Tamachi Center Building 34-7, Shiba 5-Chome, Minato-Ku, TOKYO 108-0014, JAPAN
 PHONE: +81-3-3456-3746 FAX: +81-3-5440-7516

Outline Dimensions

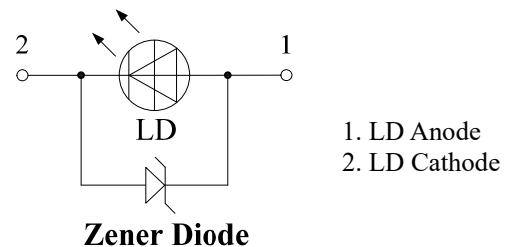
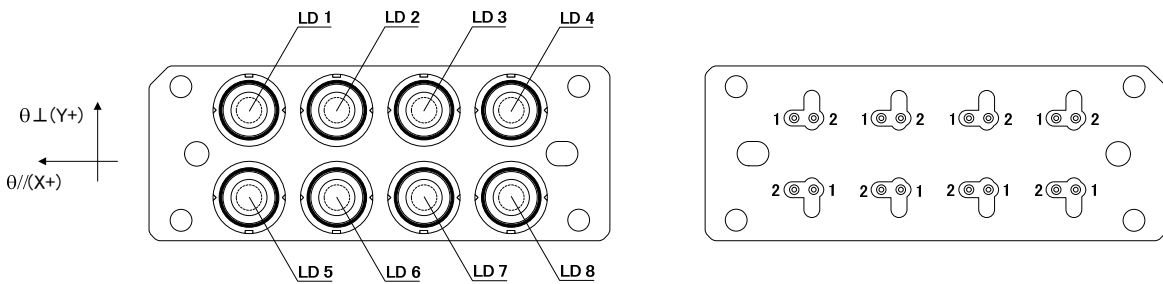


Table, Limits for Linear measures(mm)

Range	0.5 to 3	above 3 to 6	above 6 to 30	above 30 to 120
Tolerance	±0.1	±0.1	±0.2	±0.3

Dimensions are in millimeters
Figures in () are reference purpose only.

LD Position No. & Pin Connection

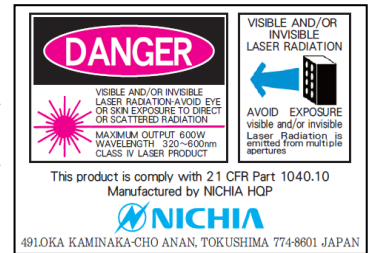


This model does not have a Photo Diode.
This model has a Zener Diode built in as a protection circuit against static electricity.

■ Cautions

(1) Safety of Collimated beam LD

- **Laser Light can damage the human eyes and skin.** Do not expose the eye or skin to laser light directly. This Laser product has an optical lens and emits a collimated laser beam. The light from this product, both direct and reflected, are very harmful as it can propagate a long distance while maintaining high optical density. When handling the product, wear appropriate safety glasses to protect eyes from laser light including reflected and stray light. The reflected and stray light spilling into an unintended area should be attenuated and/or absorbed.
- The LD Bank is classified in **Class 4 of IEC60825-1 and 21 CFR Part 1040.10 Safety Standards.** It is absolutely necessary to take overall safety measures against User's modules, equipment and systems into which Nichia LD Bank is incorporated and/or integrated.



(2) Operating method

- The LD Bank will change its forward voltage requirement and optical output power according to the temperature change. Also, the LD Bank will require a higher operation current to maintain the same output power as it degrades. In order to maintain the output power, use of an APC (Automatic Power Control) is recommended, which uses feedback of the optical output power to adjust the operation current.
- Confirm that the electrical spike current generated by switching on and off does not exceed the maximum operating current as specified within this document as the absolute max rating. Additionally, ensure that there are appropriate countermeasures to reduce chattering and/or overshooting in the circuit.
- ACC (Auto Current Control) mode is recommended for the operation of this product. Additionally, be careful for the overshooting in order to avoid excessive optical output power as the laser operation is started.

(3) Design Consideration

- LDs may fail as either a short circuit or an open circuit. If an LD shorts during operation, the forward voltage of the LD may fluctuate greatly. When designing a circuit, ensure that both short and open circuits are considered and that there will be no issues if a short or open circuit occurs.

(4) Static Electricity

- Static electricity or electrical surges will reduce and degrade the reliability of the LD Bank. It is recommended to use a wrist strap or anti-electrostatic glove when handling the Product.

(5) Absolute Maximum Rating

- The active layer of mounted LD has a high current density and generates a high electric field during its operation. In order to prevent excessive damage, the LD Bank must be operated strictly below the Absolute Maximum Rating.
- During operation, if the forward current and/or optical output power are increased the lifetime of the LDs will decrease. Ensure that the LDs are operated within the recommended conditions.

(6) Others

- The LD Bank described in this brochure is intended to be used for ordinary electronic equipment (such as office equipment, communications equipment, measurement instruments and household appliances). Consult Nichia's sales staff in advance for information on the applications in which exceptional quality and reliability are required, particularly when the failure or malfunction of the LD Bank may directly jeopardize life or health (such as for airplanes, aerospace, submersible repeaters, nuclear reactor control systems, automobiles, traffic control equipment, life support systems and safety devices).
- The Purchaser must acknowledge that any LD Bank can statistically fail and must design its equipment in a fail safe design. Prior to use of the LD Bank, please confirm that the LD Bank, as described in Nichia's specifications, meets the life expectancy needs of, and provides the features required by the Circuit and any related modules, equipment and/or systems.
- Due to its short wavelength and high optical output power, optical depositions on optical path may occur depending on the surrounding conditions. Appropriate design or countermeasures should be used to avoid optical depositions.
- Nichia prohibits Purchaser from reverse engineering, disassembling, or taking any other steps to derive the structure or design of the LD and the LD Bank.
- The appearance and specifications of the product may be modified for improvement without notice. The formal specifications must be exchanged and signed by both parties before large volume purchase begins.
- No unauthorized transmission or reproduction of this document, either in whole or in part, is permitted.